

2024 MIRAGE G4 LE
4-DOOR SEDAN
JET BLACK METALLIC / BLACK

1.2L DOHC 3CYL MIVEC
 CONTINUOUSLY VARIABLE TRANSMISSION
 50-STATE EMISSIONS STANDARD

Additional Equipment

Full Tank of Gas	INCLUDED
Mitsubishi Motors Confidence™	INCLUDED
<ul style="list-style-type: none"> ■ 10-Year/100,000-Mile Limited Powertrain Warranty ■ 5-Year/Unlimited-Mile Roadside Assistance ■ 2-Year/30,000-Mile Limited Maintenance (3 Oil Changes, 3 Tire Rotations and 1 Cabin Filter) ■ See Participating Retailer for Details 	
Welcome Package	\$175.00
<ul style="list-style-type: none"> ■ Vehicle Manuals Binder ■ Carpet Floor Mats ■ Touch Up Paint Pen 	

- Mechanical Features**
- 1.2L MIVEC DOHC 3-cylinder
 - Electric power steering
 - Front MacPherson strut suspension with stabilizer bar
 - Rear torsion beam suspension
 - Front-Wheel Drive (FWD)
- Exterior Features**
- Halogen headlights
 - LED tail lights
 - Front variable intermittent wipers
 - Rear window defroster with timer
 - 15-inch alloy wheels
 - 175/55R15 all-season tires
- Interior Features**
- 6-way adjustable driver seat
 - 4-way adjustable passenger seat
 - Driver seat armrest
- Convenience Features**
- 7.0" Smartphone-link Display Audio (SDA)
 - 4 speakers
 - Apple CarPlay® and Android Auto
 - AM/FM radio
 - Bluetooth® wireless technology
 - Front USB port
 - Cruise control
 - ECO Indicator
 - Steering wheel audio and phone controls
 - Steering wheel voice recognition control
 - Automatic climate control
 - Micron air filtration
 - Remote keyless entry
 - 12V power outlet

- Safety & Security**
- Forward Collision Mitigation system (FCM) with Pedestrian Detection
 - Hill Start Assist (HSA)
 - Anti-lock Braking System (ABS) with Electronic Brakeforce Distribution (EBD) and brake assist
 - Active Stability Control (ASC)
 - Tire Pressure Monitoring System (TPMS)
 - Advanced dual-stage front airbags
 - Side curtain airbags
 - Driver knee airbag
 - Three-point seatbelts for all seating positions
 - Adjustable front-seat shoulder belt anchors
 - LATCH (Lower Anchors and Tethers for Children)
 - Child safety rear door locks
 - Anti-theft engine immobilizer
 - RISE body construction

Visit us at www.mitsubishicars.com

EPA DOT Fuel Economy and Environment



Fuel Economy

37 MPG

combined city/hwy

35 city

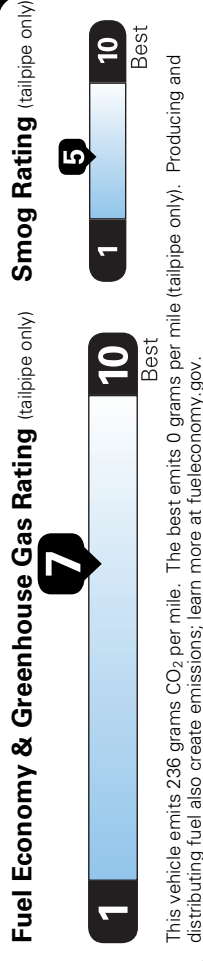
41 highway

2.7 gallons per 100 miles

You save \$2,500 in fuel costs over 5 years compared to the average new vehicle.

Compact Cars range from 18 to 83 MPG. The best vehicle rates 140 MPGe.

Annual fuel cost \$1,450



Actual results will vary for many reasons, including driving conditions and how you drive and maintain your vehicle. The average new vehicle gets 28 MPG and costs \$9750 to fuel over 5 years. Cost estimates are based on 15000 miles per year at \$3.60 per gallon. MPGe is miles per gasoline gallon equivalent. Vehicle emissions are a significant cause of climate change and smog.

fueleconomy.gov

Calculate personalized estimates and compare vehicles



10-year LIMITED POWERTRAIN WARRANTY

100,000-mile

10 YEAR / 100,000 MILE ANTI-CORROSION/PERFORATION POWERTRAIN

5 YEAR / 60,000 MILE UNLIMITED ROADSIDE ASSISTANCE BUMPER-TO-BUMPER

*See participating Retailer for Limited Warranty and Roadside Assistance terms and conditions.

GOVERNMENT 5-STAR SAFETY RATINGS

This vehicle has not been rated by the government for overall vehicle score, frontal crash, side crash, or rollover risk.


Source: National Highway Traffic Safety Administration (NHTSA). www.safercar.gov or 1-888-327-4236

Parts Content Information

For vehicles in this carline:
 Major Sources of Parts Content: **THAILAND 91%**

For this vehicle:
 Final Assembly Point: **CHONBURI, THAILAND**
 Country of Origin: **THAILAND**
 Engine: **THAILAND**
 Transmission: **THAILAND**

Note: Parts content does not include final assembly, distribution, or other non-parts costs.



Total Additional Equipment: MSRP* \$18,495.00

Subtotal: \$175.00

Destination/Handling: \$18,670.00


Total MSRP*: \$19,815.00

*MSRP (Manufacturer's Suggested Retail Price)

Cumulative Accessory Weight is 6.7 lbs

Method of Transport: RAIL
 Plant/Port of Entry: TACOMA, WA
 VIN : ML32FUFJ0RHF08519
 Route Code : RJO

Gasoline, license and title fees, applicable federal, state and local taxes and dealer and distributor installed options and accessories are not included in the manufacturer's suggested retail price. This label has been applied to this vehicle pursuant to federal law and cannot be moved or altered prior to delivery to the ultimate purchaser.



Cumulative Accessory Weight is 6.7 lbs